

HYDRAULIC EXCAVATOR **SY50C**



SANY

SPECIFICATIONS

ENGINE	
Model	4TNV88C-PSY
Displacement (l)	2,19
Engine power at rated engine speed (kW/rpm)	29.1/2400
Max. Torque (N-M @ rpm)	133.3~144.9/(1560±100)

HYDRAULIC SYSTEM	
Type	Load sensitive
Number of selectable working modes	4
Main pump	
Type	Variable-capacity piston pumps
Maximum flow (l/min)	50+5
Hydraulic motors	
Travel	2*axial piston motor with parking brake
Swing	1*axial piston motor with swing holding brake
Relief valve setting	
Implement circuits (mpa)	24,5
Travel circuit (mpa)	24,5
Swing circuit (mpa)	19,1
Heavy lift circuit (mpa)	
Pilot circuit (mpa)	3,5
Hydraulic cylinders	
Boom cylinder diameter x stroke (mm)	90×640
Arm cylinder diameter x stroke (mm)	80×690
Bucket cylinder diameter x stroke (mm)	70×590
Blade cylinder diameter x stroke (mm)	95×180
Deflection cylinder diameter x stroke (mm)	85×500

SERVICE REFILL CAPACITIES (L)	
Fuel tank	78
Engine coolant	5,7
Engine oil	7,4
Swing drive	
Final drive (each side)	0,9
Hydraulic oil tank	52











OPERATING WEIGHT	
Operating weight with standard bucket, fully serviced, +75 kg operator (ISO)	
Operating weight (kg)	5400
Ground Pressure (kPa)	32

DRIVE	
Travel Speed (Low/High) (km/h)	4.1/2.4
Maximum Travel Force (kN)	40,7
Gradeability	30°

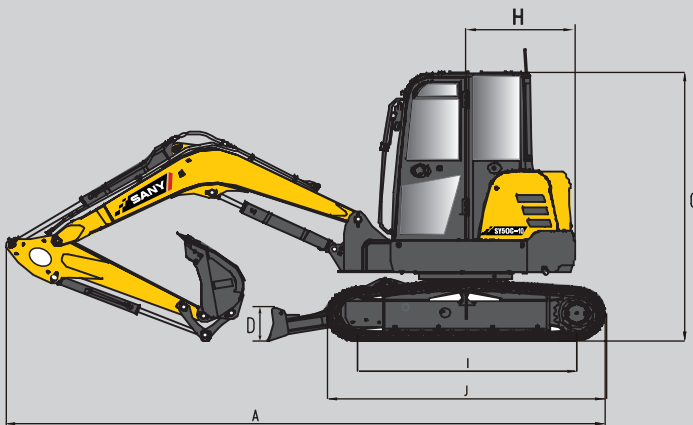
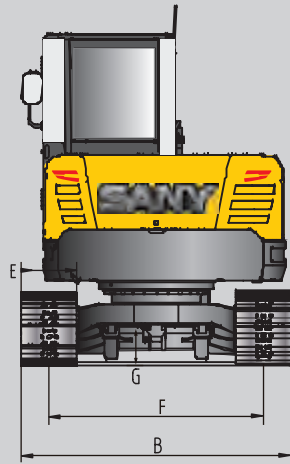
SWING	
Swing Speed (rpm)	10

DIGGING FORCE	
Bucket Digging Force (kN)	31,5
Arm Digging Force (kN)	21,2

LIFTING CAPACITY

A B		MAX		2.0m		3.0m		4.0m		5.0m	
											
4m (kg)	3905	1025	845								
3m (kg)	4605	790	655					985	815		
2m (kg)	4948	700	580			1485	1190	960	790		
1m (kg)	5024	675	555			1400	1110	925	760	680	560
0m (kg)	4849	700	575			1360	1075	905	735		
-1m (kg)	4385	800	655	*2735	2000	1355	1075	900	735		
-2m (kg)	3476	*1040	905	*2135	2050	*1370	1100				

DIMENSIONS



ITEM	mm
A Transport Length	5380
B Transport Width	1960
C Transport Height	2620
D Upperstructure Width	1760
E Blade Height	340
F Standard Track Shoe Width	400
G Track Gauge	1560
H Minimum Ground Clearance	315
I Tail Swing Radius	980
J Center distance of tumblers	1970
K Overall length of crawler	2510
Counterweight Clearance	660
Boom Length	2700
Arm Length	1500

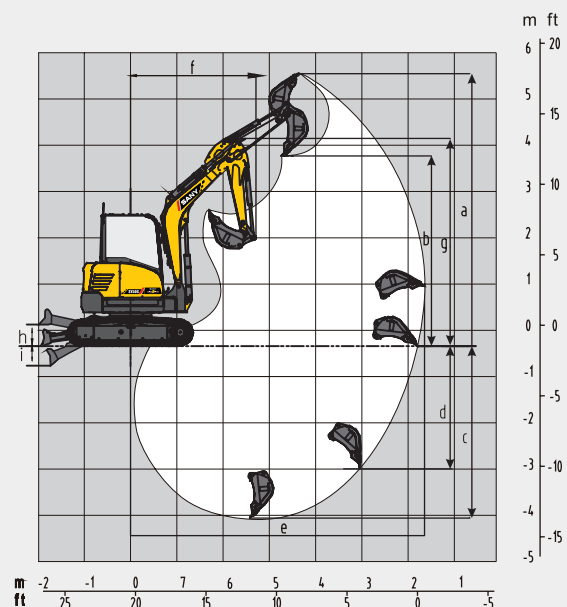
UNDERCARRIAGE

Track shoe width (mm)	400
Number of track shoes (per side)	40
Carrier roller (per side)	1
Track roller (per side)	4



ITEM	mm
A Max. Digging Height	5435
B Max. Dumping Height	3795
C Max. Digging Depth	3430
D Max. Vertical Digging depth	2470
E Max. Digging Reach	5880
F Min. Swing Radius	2520
G Height at Min. Swing Radius	4145
H Max. Clearance when Blade up	420
I Max. Depth of Blade down	405

OPERATING RANGE



QUALITY CHANGES THE WORLD

ADDR SANY EUROPE GmbH
Sany Allee 1, D-50181 Bedburg
TEL 0049 2272 90531 100
FAX 0049 2272 90531 109
MAIL info@sanyeurope.com
NET www.sanyeurope.com

Not all products are available in all markets. Under our policy of continuous improvement, we reserve the right to change specifications and design without prior notice. The illustrations do not necessarily show the standard version of the machine.

SANY